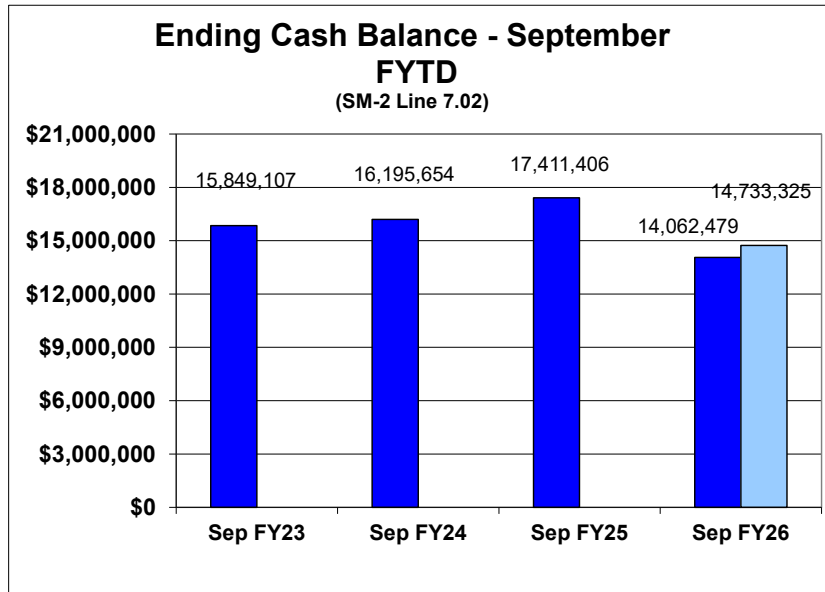
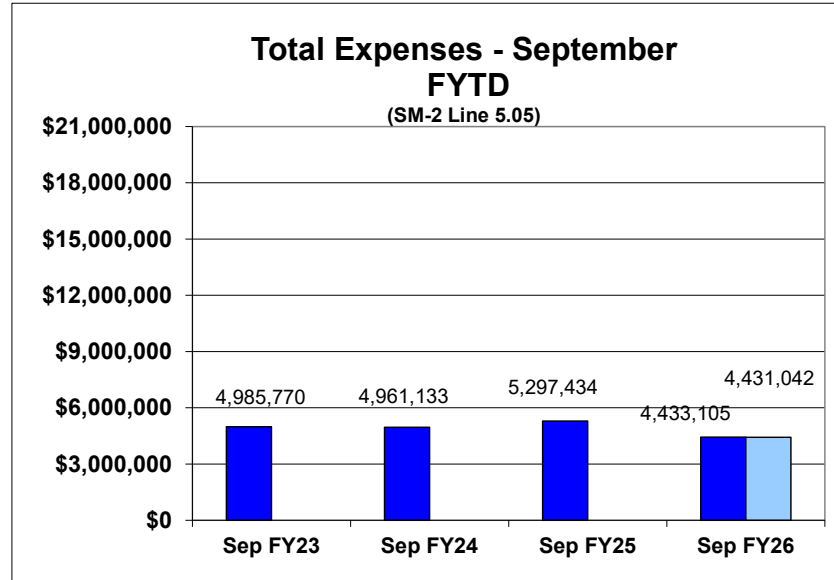
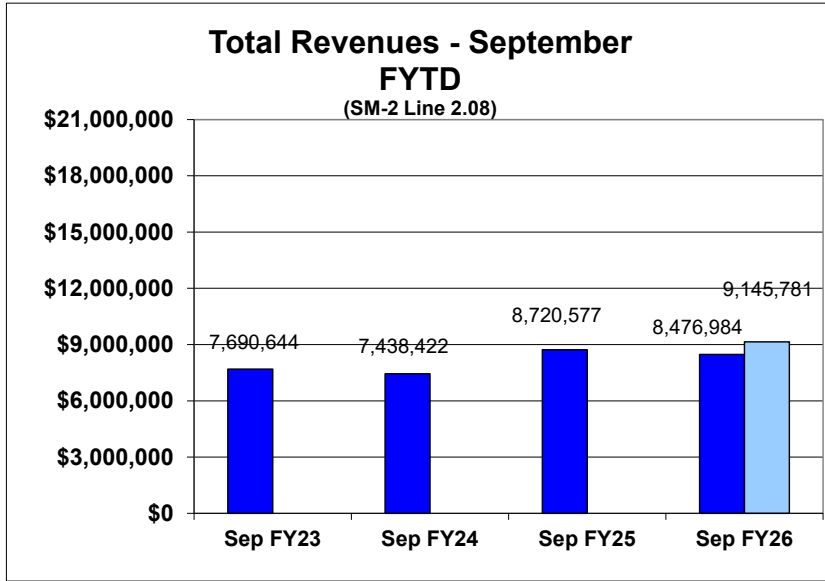


**FINNEYTOWN LOCAL SCHOOL DISTRICT -- HAMILTON COUNTY
HISTORICAL TREND ANALYSIS - SEPTEMBER 2025 FYTD
GENERAL FUND (001)**



FINANCIAL HIGHLIGHTS - September 2025 FYTD

Total Revenues (Line 2.08)

- Total revenues were \$1,310,699 in September and \$8,476,984. FYTD.
- Unrestricted state aid totalled \$439,900 in September.
- All Other Operating Revenue totalled \$490,586 in September, including a \$186,008 PILOT receipt from Springfield Township Winton Road Corridor TIF.

Total Expenditures (Line 5.05)

- Total expenditures were \$1,451,775 for September and \$4,333,105 for the fiscal year.
- Salaries were \$885,342. in September and \$2,648,177 fiscal year to date.
- Benefits totalled \$286,529 in September and \$843,368 FYTD.
- Purchase Services were \$181,466 in September and \$695,360 FYTD.
- Capital Outlay was \$1,394 for the month and \$15,234 FYTD.

Cash Balance (Line 7.02)

- Expenditures exceeded revenue for the month by \$141,076.
- Fiscal year to date, revenues exceed expenditures by \$848,906.
- Ending cash balance was \$14,062,474.

CHART LEGEND

Actual

Budget

FINNEYTOWN LOCAL SCHOOL DISTRICT
GENERAL FUND (001)
SM-2 - MONTHLY FY26
September 2025

	Month			Fiscal Year		
	Monthly Estimate	Monthly Actual	Monthly Difference	Fiscal YTD Estimate	Fiscal YTD Actual	Fiscal YTD Difference
REVENUES						
1.010 Real Estate Property Tax	0	-407,848	-407,848	5,490,000	5,082,152	-407,848
1.020 Tangible Personal Property Tax	680,832	680,832	0	680,832	680,832	0
1.030 Income Tax	0	0	0	0	0	0
1.035 Unrestricted State Grants	439,900	439,900	0	1,361,623	1,361,623	0
1.040 Restricted State Grants	107,229	107,229	0	306,687	306,687	0
1.045 Restricted Grants-in-Aid - SFSF	0	0	0	0	0	0
1.050 Property Tax Allocation	692,756	0	-692,756	692,756	0	-692,756
1.060 All Other Revenues	377,900	490,586	112,686	613,883	726,569	112,686
1.070 Total Revenue	<u>2,298,617</u>	<u>1,310,699</u>	<u>-987,918</u>	<u>9,145,781</u>	<u>8,157,863</u>	<u>-987,918</u>
OTHER FINANCING SOURCES						
2.010 Proceeds from Sale of Notes	0	0	0	0	0	0
2.020 State Emergency Loans	0	0	0	0	0	0
2.040 Operating Transfers-In	0	0	0	0	0	0
2.050 Advances-In	0	0	0	0	98,917	98,917
2.060 All Other Financial Sources	0	0	0	0	220,204	220,204
2.070 Total Other Financing Sources	<u>0</u>	<u>0</u>	<u>0</u>	<u>0</u>	<u>319,121</u>	<u>319,121</u>
2.080 Total Revenue & Other Sources	<u>2,298,617</u>	<u>1,310,699</u>	<u>-987,918</u>	<u>9,145,781</u>	<u>8,476,984</u>	<u>-668,797</u>
EXPENDITURES						
3.010 Personal Services	885,342	885,342	0	2,648,177	2,648,177	0
3.020 Employee Benefits	286,529	286,529	0	843,368	843,368	0
3.030 Purchased Services	181,446	181,446	0	695,360	695,360	0
3.040 Supplies and Materials	30,560	30,319	-241	158,041	157,800	241
3.050 Capital Outlay	1,394	1,389	-5	15,239	15,234	5
4.050 Debt Service Principal HB264	0	0	0	0	0	0
4.060 Debt Service Interest	0	0	0	0	0	0
4.300 Other Objects	64,440	64,749	309	70,857	71,167	-309
4.500 Total Expenditures	<u>1,449,711</u>	<u>1,449,775</u>	<u>64</u>	<u>4,431,042</u>	<u>4,431,105</u>	<u>-63</u>
OTHER FINANCING USES						
5.010 Operational Transfers - Out	0	2,000	-2,000	0	2,000	-2,000
5.020 Advances - Out	0	0	0	0	0	0
5.030 All Other Financing Uses	0	0	0	0	0	0
5.040 Total Other Financing Uses	<u>0</u>	<u>2,000</u>	<u>-2,000</u>	<u>0</u>	<u>2,000</u>	<u>-2,000</u>
5.050 Total Expend. & Other Uses	<u>1,449,711</u>	<u>1,451,775</u>	<u>-1,936</u>	<u>4,431,042</u>	<u>4,433,105</u>	<u>-2,063</u>
6.010 Operating Surplus/(Deficit)	<u>848,906</u>	<u>-141,076</u>	<u>-989,982</u>	<u>4,714,739</u>	<u>4,043,879</u>	<u>-670,861</u>
7.010 Beginning Cash Balance	10,018,586	14,203,550	4,184,965	10,018,596	10,018,596	0
7.020 Ending Cash Balance	<u>848,906</u>	<u>14,062,474</u>	<u>13,213,569</u>	<u>14,733,335</u>	<u>14,062,474</u>	<u>-670,861</u>
8.010 Outstanding Encumbrances	0	4,123,524	-4,123,524	0	4,123,524	-4,123,524

FINNEYTOWN LOCAL SCHOOL DISTRICT
GENERAL FUND (001)
SM-2 - ANNUAL TREND REPORT
September 2025

Monthly Actuals						Fiscal Year To Date Actuals					
	FY23	FY24	FY25	FY26	4 yr	FY23	FY24	FY25	FY26	4 yr	
	Sep mo.	Sep mo.	Sep mo.	Sep mo.	Average	Sep FYTD	Sep FYTD	Sep FYTD	Sep FYTD	Average	
REVENUES											
1.010 General Property (Real Estate)	0	-457,733	0	-407,848	-216,395	4,464,483	4,497,267	4,759,906	5,082,152	4,700,952	
1.020 Tangible Personal Property Tax	0	603,162	0	680,832	320,999	586,067	603,162	695,422	680,832	641,371	
1.030 Income Tax	0	0	0	0	0	0	0	0	0	0	
1.035 Unrestricted Grants-in-Aid	491,999	490,189	488,741	439,900	477,707	1,531,550	1,532,942	1,516,808	1,361,623	1,485,731	
1.040 Restricted Grants-in-Aid	43,631	46,978	46,919	107,229	61,189	130,898	142,766	140,762	306,687	180,278	
1.045 Restricted Grants-in-Aid - SFSF	0	0	0	0	0	0	0	0	0	0	
1.050 Property Tax Allocation	693,954	0	691,376	0	346,333	693,954	0	691,376	0	346,333	
1.060 All Other Operating Revenue	213,941	312,513	469,299	490,586	371,585	283,691	529,046	722,628	726,569	565,483	
1.070 Total Revenue	<u>1,443,526</u>	<u>995,109</u>	<u>1,696,335</u>	<u>1,310,699</u>	<u>1,361,417</u>	<u>7,690,644</u>	<u>7,305,183</u>	<u>8,526,902</u>	<u>8,157,863</u>	<u>7,920,148</u>	
OTHER FINANCING SOURCES											
2.010 Proceeds from Sale of Notes	0	0	0	0	0	0	0	0	0	0	
2.020 State Emergency Loans & Advances	0	0	0	0	0	0	0	0	0	0	
2.040 Operating Transfers-In	0	0	0	0	0	0	0	0	0	0	
2.050 Advances-In	0	0	0	0	0	0	0	0	98,917	24,729	
2.060 All Other Financial Sources	0	57	0	0	14	0	133,239	193,675	220,204	136,779	
2.070 Total Other Financing Sources	<u>0</u>	<u>57</u>	<u>0</u>	<u>0</u>	<u>14</u>	<u>0</u>	<u>133,239</u>	<u>193,675</u>	<u>319,121</u>	<u>161,509</u>	
2.080 Total Revenue & Other Financ Srces	<u>1,443,526</u>	<u>995,165</u>	<u>1,696,335</u>	<u>1,310,699</u>	<u>1,361,431</u>	<u>7,690,644</u>	<u>7,438,422</u>	<u>8,720,577</u>	<u>8,476,984</u>	<u>8,081,657</u>	
EXPENDITURES											
3.010 Personal Services	896,314	908,124	978,794	885,342	917,143	3,259,440	3,317,596	3,480,893	2,648,177	3,176,527	
3.020 Employee's Retirement/Insur. Benefits	262,051	288,383	279,266	286,529	279,057	824,464	794,651	844,170	843,368	826,663	
3.030 Purchased Services	374,531	288,384	281,392	181,446	281,438	564,275	488,162	697,734	695,360	611,383	
3.040 Supplies and Materials	39,041	46,754	30,648	30,319	36,691	116,314	165,624	169,615	157,800	152,338	
3.050 Capital Outlay	32,999	4,802	21,958	1,389	15,287	58,511	9,319	30,624	15,234	28,422	
4.050 Debt Service Principal HB264	0	0	0	0	0	0	0	0	0	0	
4.060 Debt Service Interest	0	0	0	0	0	0	0	0	0	0	
4.300 Other Objects	4,060	75,157	2,952	64,749	36,729	66,610	78,629	72,399	71,167	72,201	
4.500 Total Expenditures	<u>1,608,995</u>	<u>1,611,604</u>	<u>1,595,009</u>	<u>1,449,775</u>	<u>1,566,346</u>	<u>4,889,613</u>	<u>4,853,981</u>	<u>5,295,434</u>	<u>4,431,105</u>	<u>4,867,533</u>	
OTHER FINANCING USES											
5.010 Operational Transfers - Out	7,500	3,000	0	2,000	3,125	10,500	3,000	2,000	2,000	4,375	
5.020 Advances - Out	71,697	103,777	0	0	43,869	85,657	104,151	0	0	47,452	
5.030 All Other Financing Uses	0	0	0	0	0	0	0	0	0	0	
5.040 Total Other Financing Uses	<u>79,197</u>	<u>106,777</u>	<u>0</u>	<u>2,000</u>	<u>46,994</u>	<u>96,157</u>	<u>107,151</u>	<u>2,000</u>	<u>2,000</u>	<u>51,827</u>	
5.050 Total Expend. & Other Financ Uses	<u>1,688,193</u>	<u>1,718,381</u>	<u>1,595,009</u>	<u>1,451,775</u>	<u>1,613,339</u>	<u>4,985,770</u>	<u>4,961,133</u>	<u>5,297,434</u>	<u>4,433,105</u>	<u>4,919,360</u>	
6.010 Operating Surplus/(Deficit)	<u>-244,667</u>	<u>-723,215</u>	<u>101,326</u>	<u>-141,076</u>	<u>-251,908</u>	<u>2,704,874</u>	<u>2,477,289</u>	<u>3,423,143</u>	<u>4,043,879</u>	<u>3,162,296</u>	
7.010 Beginning Cash Balance	<u>16,093,774</u>	<u>16,918,869</u>	<u>17,310,080</u>	<u>14,203,550</u>	<u>16,131,568</u>	<u>13,144,232</u>	<u>13,718,365</u>	<u>13,988,263</u>	<u>10,018,596</u>	<u>12,717,364</u>	
7.020 Ending Cash Balance	<u>15,849,107</u>	<u>16,195,654</u>	<u>17,411,406</u>	<u>14,062,474</u>	<u>15,879,660</u>	<u>15,849,107</u>	<u>16,195,654</u>	<u>17,411,406</u>	<u>14,062,474</u>	<u>15,879,660</u>	
EMIS Annual Avg. Student Headcount											
FLSD educated	<u>FY23</u>	<u>FY24</u>	<u>FY25</u>	<u>FY26</u>							
	1,227	1,235	1,228	1,228							